

## REINTDECK EASY



### INTEGRABLE AND COMBINABLE FALSE CEILING PURIFIERS

#### MAIN FUNCTION

- REINTDECK EASY by Casals air purifiers convert any indoor space into an environment free of contaminating particles and thus leave a much healthier air.

- It is designed to reduce the viral load of the rooms given the constant air renewals that it carries out.

#### MANUFACTURING FEATURES

##### CHASIS:

- Soundproof 30mm extruded aluminum profile, nylon corners and pre lacquered steel sandwich panels, RAL 9006, class M0, with 25mm internal rockwool insulation class A1 (non combustible) and 90Kg/m3 density. Panels come with quick release fastening system for easy assembly and disassembly whenever required, whether for cleaning, maintenance or panel repositioning.

- Filters are located in the perforated side panels, with handles and fastening system. This ease of access optimizes maintenance and filter replacement procedures. Filter replacement and manipulation of the REINTDECK is recommended with the appropriate PPE's.

##### FAN:

- Equipped with high efficiency single inlet - backward impeller with self-cleaning system, made of polyamide, statically and dynamically balanced at the factory.

##### FILTERS

- One filtration stage in 4 supply panels with adjustable diffusers comprised of 1 absolute filter HEPA-14 in each panel.

- Double filtration stage in inlet panel consisting of 1 filter ISO Coarse  $\geq 60\%$  (G4) + 1 filter ISO ePM1  $\geq 50\%$  (F7). The ISO Coarse 50% pre-filters increase the life of the absolute filters HEPA H14.

##### MOTORS:

- Low consumption EC (electronically commutated) Technology exterior rotor motor. IP-44 protection and class B insulation. Standard voltage 230V 50Hz/60Hz. EEC PM MOTORS

- All REINTDECK and REINTDECK EASY air purifiers are equipped with a master control panel located on one side of the structure.

#### APPLICATIONS

Designed for all kind of indoor spaces such as:

- Supermarkets
- Pavilions
- Gyms
- Restaurants
- Health sector
- Offices
- Hotels
- Homes
- Colleges and universities

In short, for any public space where high-quality air purification is required since REINTDECK purifiers are equipped with high-efficiency HEPA H-14 filters. Designed to be installed in indoor spaces in false ceilings, or by simple hanging, which makes them the best solution for:

- Ventilation of workstations.
- The health sector (waiting rooms, corridors, rooms, field hospitals, common areas, clinics, pharmacies, etc.).
- The tertiary and industrial sector (gyms, pavilions, supermarkets, offices, hotels, universities, schools, public institutions, warehouses, living rooms in restaurants, shops, etc.).

## Accessories



**CFF**



**CHEF**



**HEPAF**

## Technical data

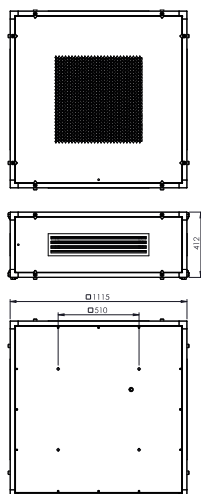
### Single-phase motor

Code	Model	R.P.M.	Rated I. A 230V	Rated power kW	Max. Airflow m <sup>3</sup> /h	Sound db (A)**	Weight kg	Connect. diagram
REINE1200EC	REINTDECK EASY 1200 EC	2350	1,7	0,36	1.200	48	125	1

**Notes:**


\*\* Total sound pressure level at the point of maximum flow measured in dB(A) in the suction measured in free field at a distance of 6m from the source


## Dimensions



## Wiring diagram

### Wiring diagram Nº 1

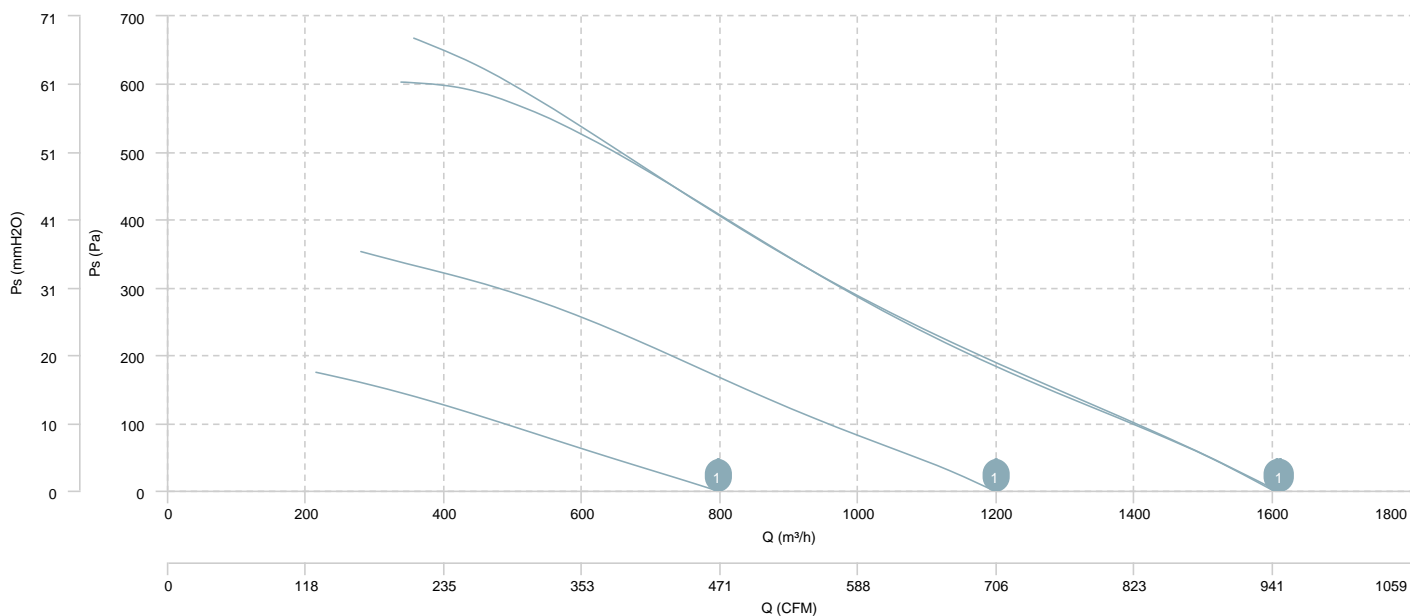
Nº	Signal Señal	Colour Color	Specification Especificación
1	L	Brown Marrón	AC 220V-50/60 Hz
2	N	Blue Azul	AC 220V-50/60 Hz
3	Pe	Yellow-Green Amarillo-Verde	

Nº	Signal Señal	Colour Color	Specification Especificación
1	GND	Blue Azul	
2	Vsp	Yellow Amarillo	0-10 V/PWM
3	Vcc	Red Rojo	DC 10V
4	FG	White Blanco	12 Pulse/R

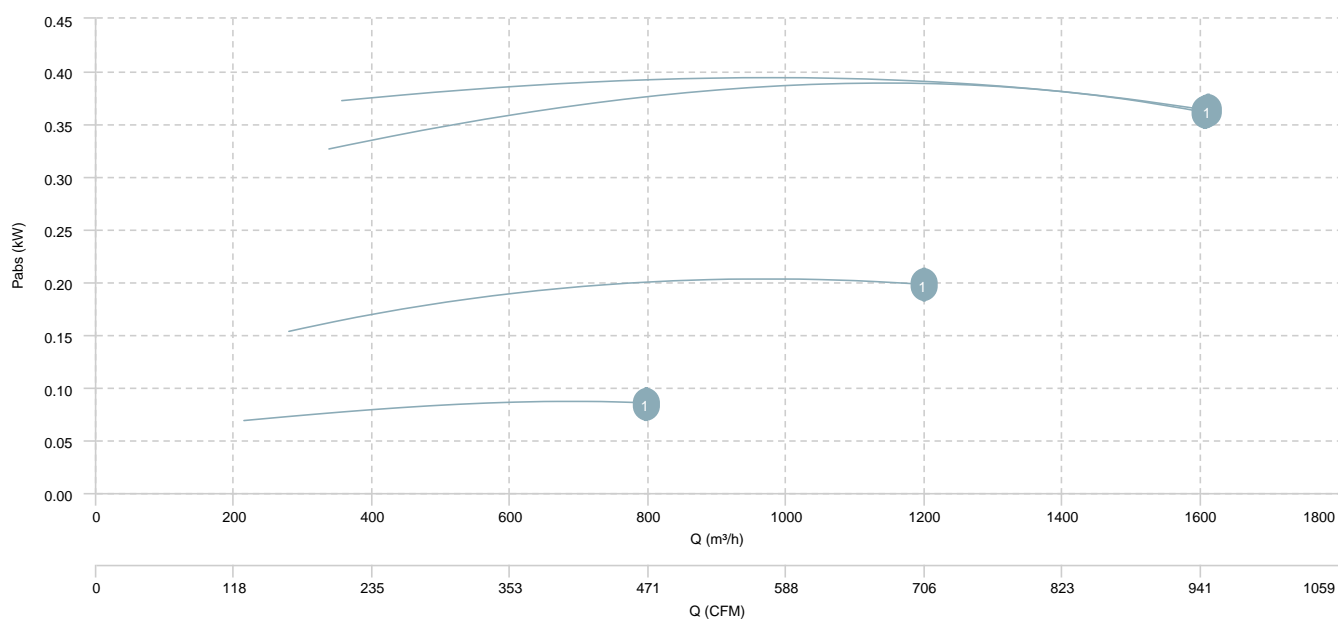
## CHARACTERISCTIC CURVE

### 1 REINTDECK EASY 1200 EC

#### AIR FLOW - PRESSURE



#### AIR FLOW - ABSORBED POWER



Sound data

Sound power Lw dB (A)										
Model		63 Hz	125 Hz	250 Hz	500 Hz	1000 Hz	2000 Hz	4000 Hz	8000 Hz	Total
REINTDECK EASY 1200 EC	Inlet	25	43	59	70	70	66	58	49	74